

All-Welded Stools ... Tough and Durable!




All stools come with large, comfortable seats with rounded corners, perforated for ventilation. Also included is a strong channel brace foot rest. Legs come pre-punched for channel leg extension.



Stool with Steel Seat

Stool with Back and Steel Seat





COLOR INFORMATION.
choose from the following

-  **Dove Gray**
Add Prefix **DD**
to Cat. No.
-  **Putty**
Add Prefix **PP**
to Cat. No.
-  **Wedgewood Blue**
Add Prefix **BB**
to Cat. No.



Stool with Pressed Wood Seat

Stool with Back and Pressed Wood Seat

Height	Cat. No.	Height	Cat. No.	FEET	Height	Cat. No.	Height	Cat. No.
Stools With Steel Glide Feet								
18"	1700	18"	1704	 Fitted to all stools for easy gliding. 1 1/8" diameter No. 1964 —Glide only	18"	1708	18"	1712
22"	1750	22"	1754		22"	1758	22"	1762
24"	1800	24"	1804		24"	1808	24"	1812
26"	1850	26"	1854		26"	1858	26"	1862
30"	1900	30"	1904		30"	1908	30"	1912
Stools With Black Rubber Feet								
18"	1701	18"	1705	 Black rubber foot, 1 1/8" diameter, 1 1/8" high No. 1960 —Glide only	18"	1709	18"	1713
22"	1751	22"	1755		22"	1759	22"	1763
24"	1801	24"	1805		24"	1809	24"	1813
26"	1851	26"	1855		26"	1859	26"	1863
30"	1901	30"	1905		30"	1909	30"	1913
Stools With Black Rubber Feet With Steel Glide								
18"	1702	18"	1706	 Black rubber foot with steel glide, 1 1/8" diameter, 1 1/8" high No. 1961 —Glide only	18"	1710	18"	1714
22"	1752	22"	1756		22"	1760	22"	1764
24"	1802	24"	1806		24"	1810	24"	1814
26"	1852	26"	1856		26"	1860	26"	1864
30"	1902	30"	1906		30"	1910	30"	1914
Stools With Adjustable Leg Extension								
18"	1724	18"	1728	 Extends height up to 3" higher. No. 1963 —Extension	18"	1732	18"	1736
22"	1774	22"	1778		22"	1782	22"	1786
24"	1824	24"	1828		24"	1832	24"	1836
26"	1874	26"	1878		26"	1882	26"	1886
30"	1924	30"	1928		30"	1932	30"	1936



Seat & Back Cushions

3/4" cut polyfoam rubber with black vinyl cover. Meets CA (117-75) and Dept. of Commerce (191-53) flammability regulations.
No. 1951 - Back cushion
No. 1956 - Seat cushion



Steel Backs

Attaches to bottom of steel seat. Adjusts from 8" to 10" above seat. Curved back for more comfort. 13"w x 4 1/2"h.
No. 1950



Pressed Wood Seat

Tempered for strength. Fits flush with face of seat. Will not warp, splinter or absorb moisture. Low profile nylon clips secure seat without discomfort. 13 1/2" square, 1/8" thick.
No. 1955



Swivel Casters

Dynatred Santoprene casters give a cushioned ride. Increases height of stool 2 1/2". 2" diameter wheel.
No. 1962