

# Locker Accessories and Features

## Top Closures/Fillers

Used to close space between two tops when obstruction prevents installation of a locker. Can be furnished on flat or sloping tops.

**COLOR INFORMATION, choose from the following**

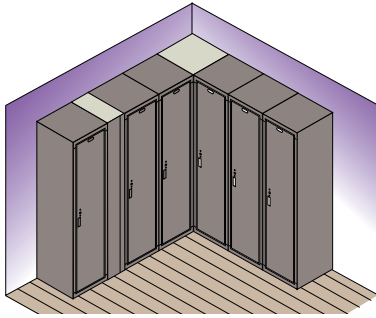
**in stock**

**Dove Gray**  
Add Prefix **DD**  
to Cat. No.

**in stock**

**Putty**  
Add Prefix **PP**  
to Cat. No.

**Wedgewood Blue**  
Add Prefix **BB**  
to Cat. No.



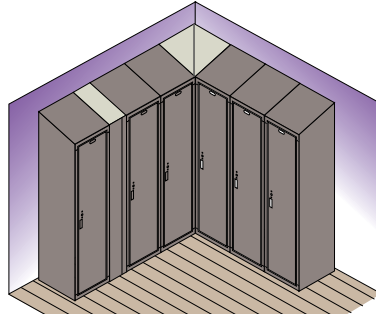
### FLAT TOP FILLERS

For Corners

W x D	Cat. No.
12" x 12"	5900
15" x 15"	5901
18" x 18"	5902

For Tops Of Lockers

W x D	Cat. No.
9½" x 12"	5922
9½" x 15"	5923
9½" x 18"	5924
15½" x 12"	5925
15½" x 15"	5926
15½" x 18"	5927



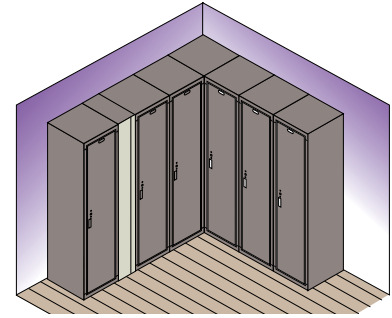
### SLOPING TOP FILLERS

For Corners

W x D	Cat. No.
12" x 12"	5903
15" x 15"	5904
18" x 18"	5905

For Tops Of Lockers

W x D	Cat. No.
9½" x 12"	5916
9½" x 15"	5917
9½" x 18"	5918
15½" x 12"	5919
15½" x 15"	5920
15½" x 18"	5921



### FRONT EXPANSION FILLERS

Lockers With 6" Legs

For Space Up To	Cat. No.
7½" w x 66" h	5906
7½" w x 78" h	5907
13½" w x 66" h	5910
13½" w x 78" h	5911

Lockers With No Legs

7½" w x 60" h	5912
7½" w x 72" h	5913
13½" w x 60" h	5914
13½" w x 72" h	5915

## Slope-Top Kits



**Not designed for use on expanded metal or welded lockers.**

- Quickly convert standard 5000 Series Lyon Lockers into sloping-top lockers.
- Slope-top kits are packed 1 and 3 wide
- One-pack kits include one top, two ends, interim supports, hardware & instructions.
- Three-pack kits include three tops, two ends, interim supports, hardware & instructions.

Sizes W x D	Kits Cat. No.		Tops Cat. No.	Pair of Ends Cat. No.
	Pack of 1	Pack of 3	Bulk Pack of 40	Bulk Pack of 20 pairs
12" x 12"	5830-1	5830	5841	5842
12" x 15"	5831-1	5831	5846	5847
12" x 18"	5832-1	5832	5851	5852
15" x 15"	5833-1	5833	5856	5847
15" x 18"	5834-1	5834	5861	5852
18" x 18"	5835-1	5835	5866	5852

*Note: Sloping-top lockers are available from manufacturing schedules at a slight additional cost.*

- Bulk packages consist of: 40 slope tops, 40 interim supports, and hardware & assembly instructions.
- Bulk pack ends (20 pairs) must be ordered separately.

## Locker Features




**Locker Legs** add 6" to overall locker height.



### Tamper-Guard Handles

are standard on single, double, triple-tier lockers. Used with built-in key locks, combination locks or coin deposit locks.



### Galvanized Coat Rods

are made of ⅝" diameter galvanized steel. Used in place of double-prong ceiling hooks on single tier lockers 18" and 21" deep.



### Coat Hooks

are zinc plated steel rod stock with ball points for snag-free use.