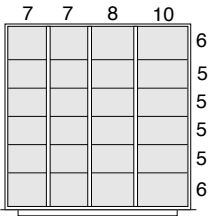




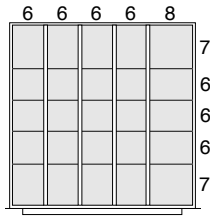
Many of these kits are included with pre-engineered modular drawer cabinets shown on pages 50-55. All may be ordered separately to compartmentalize cabinet selections ordered without kits. The numbers shown around the perimeter of each drawing indicate the number of divider spaces needed to size each compartment.

Also, see Plastic Bins on page 62 and Quarter Trays, page 63.



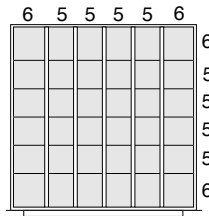
(F) 24 compartments
5/8" w x 3 1/2" d to
7 1/2" w x 4 1/4" d

Cat. No.	Drawers
240-F45	40 & 50
240-F67	60 & 70
240-F89	80 & 90
240-F100	100+



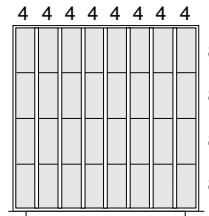
(G) 25 compartments
4 1/4" w x 4 1/4" d to
5 1/8" w x 5 1/8" d

Cat. No.	Drawers
240-G45	40 & 50
240-G67	60 & 70
240-G89	80 & 90
240-G100	100+



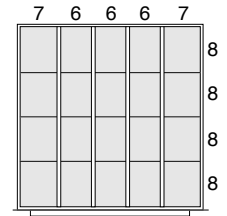
(H) 36 compartments
3 1/2" w x 3 1/2" d to
4 1/4" w x 4 1/4" d

Cat. No.	Drawers
240-H45	40 & 50
240-H67	60 & 70
240-H89	80 & 90
240-H100	100+



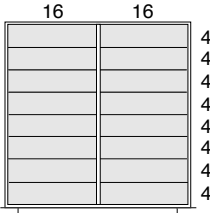
(J) 32 compartments
2 3/4" w x 5 1/8" d

Cat. No.	Drawers
240-J45	40 & 50
240-J67	60 & 70
240-J89	80 & 90
240-J100	100+



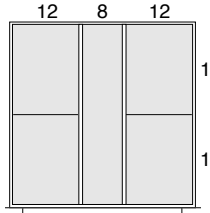
(K) 20 compartments
4 1/4" w x 5 1/8" d &
5 1/8" w x 5 1/8" d

Cat. No.	Drawers
240-K45	40 & 50
240-K67	60 & 70
240-K89	80 & 90
240-K100	100+



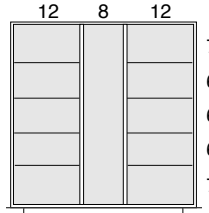
(S) 16 compartments
12 1/4" w x 2 3/4" d

Cat. No.	Drawers
240-S45	40 & 50
240-S67	60 & 70
240-S89	80 & 90
240-S100	100+



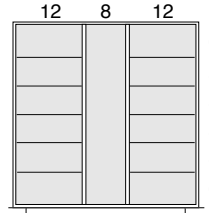
(T) 5 compartments
9 1/2" w x 12 1/4" d &
5 1/8" w x 24 1/2" d

Cat. No.	Drawers
240-T45	40 & 50
240-T67	60 & 70
240-T89	80 & 90
240-T100	100+



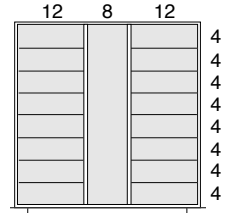
(W) 11 compartments
9 1/2" w x 4 1/4" d to
5 1/8" w x 24 1/2" d

Cat. No.	Drawers
240-W45	40 & 50
240-W67	60 & 70
240-W89	80 & 90
240-W100	100+




(X) 13 compartments
9 1/2" w x 3 1/2" d to
5 1/8" w x 24 1/2" d

Cat. No.	Drawers
240-X45	40 & 50
240-X67	60 & 70
240-X89	80 & 90
240-X100	100+




(Y) 17 compartments
9 1/2" w x 2 3/4" d to 5 1/8" w x
24 1/2" d

Cat. No.	Drawers
240-Y45	40 & 50
240-Y67	60 & 70
240-Y89	80 & 90
240-Y100	100+



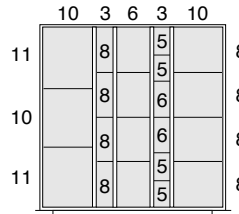
(EE) Four 35-compartment
Quarter Trays

Cat. No.	Drawers
240-EE45	40 & 50



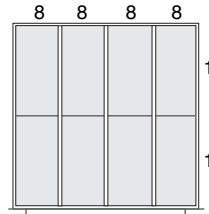
(FF) Milling Cutters Kit
w/panel inserts, 1 partition,
41 Locator Posts (5/8" dia.) &
30 Arbor Bushings (1/2" to 1 1/8" dia.)
Milling Cutters

Cat. No.	Drawers
240-FF45	40 & 50
240-FF67	60 & 70



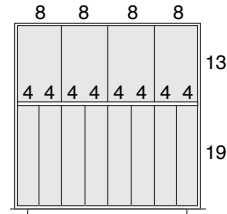
(GG) 21 compartments
1 1/8" w x 3 1/8" d to
7 1/4" w x 10 1/4" d

Cat. No.	Drawers
240-GG45	40 & 50
240-GG67	60 & 70
240-GG89	80 & 90
240-GG100	100+



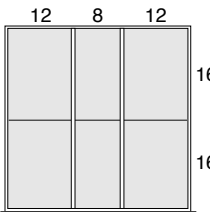
(HH) 8 compartments
5 1/8" w x 12 1/4" d

Cat. No.	Drawers
240-HH45	40 & 50
240-HH67	60 & 70
240-HH89	80 & 90



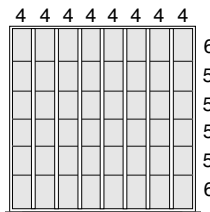
(JJ) 12 compartments
2 3/4" w x 14 3/4" d &
5 1/8" w x 9 1/8" d

Cat. No.	Drawers
240-JJ45	40 & 50
240-JJ67	60 & 70
240-JJ89	80 & 90



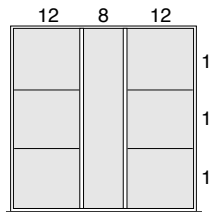
(SS) 6 compartments
5 1/8" w x 12 1/4" d to
12 1/4" w x 12 1/4" d

Cat. No.	Drawers
240-SS45	40 & 50
240-SS67	60 & 70
240-SS89	80 & 90
240-SS100	100+



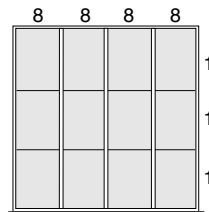
(TT) 48 compartments
2 3/4" w x 3 1/2" d to
2 3/4" w x 4 1/4" d

Cat. No.	Drawers
240-TT45	40 & 50
240-TT67	60 & 70
240-TT89	80 & 90
240-TT100	100+



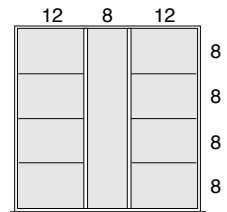
(XX) 7 compartments
9 1/2" w x 7 1/4" d to
5 1/8" w x 24 1/2" d

Cat. No.	Drawers
240-XX45	40 & 50
240-XX67	60 & 70
240-XX89	80 & 90
240-XX100	100+



(YY) 12 compartments
5 1/8" w x 7 1/2" d to
5 1/8" w x 8 1/4" d

Cat. No.	Drawers
240-YY45	40 & 50
240-YY67	60 & 70
240-YY89	80 & 90
240-YY100	100+



(ZZ) 9 compartments
9 1/2" w x 5 1/8" d to
5 1/8" w x 24 1/2" d

Cat. No.	Drawers
240-ZZ45	40 & 50
240-ZZ67	60 & 70
240-ZZ89	80 & 90
240-ZZ100	100+