







**COLOR INFORMATION**, choose from the following

To specify color(s) for Lyon Modular Drawer Cabinets, TWO PREFIX LETTERS must be added to the catalog number. The first letter identifies the CABINET COLOR, while the second letter identifies the DRAWER COLOR. Example: BP 250-680C or BP 251-680C designates a Wedgewood Blue (B) cabinet with Putty (P) drawers.

 <b>Dove Gray</b> Add prefix <b>D</b> to Cat. No.	 <b>Cardinal Red</b> Add prefix <b>H</b> to Cat. No.
 <b>Putty</b> Add prefix <b>P</b> to Cat. No.	 <b>Forest Green</b> Add prefix <b>J</b> to Cat. No.
 <b>Wedgewood Blue</b> Add prefix <b>B</b> to Cat. No.	 <b>Black</b> Add prefix <b>K</b> to Cat. No.

**TABLE OF USABLE HEIGHTS**

DRAWER NUMBER	USABLE HEIGHT
#40	2¼"
#50	3"
#60	3¾"
#70	4½"
#80	5¼"
#90	6¼"
#100	7"
#110	7¾"
#120	8½"
#130	9¼"
#140	10½"
#150	10¾"
#160	11¾"
#170	12½"
#180	13¼"

**HOW TO ORDER**

**250 Series—Single Drawer Access**  
Catalog numbers with the 250 series prefix (250-680A-3) have **Safetylink**.

**251 Series—Multiple Drawer Access**  
Catalog numbers with the 251 series prefix (251-680A-3) **do not have Safetylink**.

(If you are unsure which locking system you need, see page 61.)

Catalog numbers shown indicate cabinets without layout kits. To order cabinets with layout kits installed, add the suffix -3 to the catalog number (250-680A-3 or 251-680A-3). To order cabinets with layout kits uninstalled, add the suffix -1 to the catalog number (250-680A-1 or 251-680A-1)

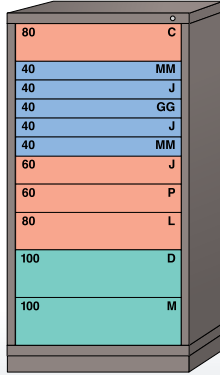
To custom design modular drawer cabinets see **Steps 1 through 5** on pages 59-61.



300 compartments in 14 drawers  
**No. 250-680-1002**  
Single Drawer Access  
**No. 251-680-1002**  
Multiple Drawer Access




210 compartments in 10 drawers  
**No. 250-680H**  
Single Drawer Access  
**No. 251-680H**  
Multiple Drawer Access




275 compartments in 11 drawers  
**No. 250-680-1020**  
Single Drawer Access  
**No. 251-680-1020**  
Multiple Drawer Access




256 compartments in 13 drawers  
**No. 250-680-1003**  
Single Drawer Access  
**No. 251-680-1003**  
Multiple Drawer Access



224 compartments in 12 drawers  
**No. 250-680-1004**  
Single Drawer Access  
**No. 251-680-1004**  
Multiple Drawer Access



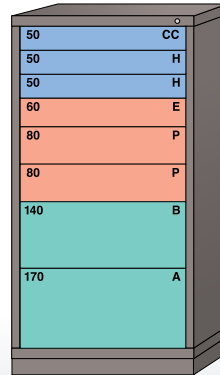
204 compartments in 11 drawers  
**No. 250-680-1008**  
Single Drawer Access  
**No. 251-680-1008**  
Multiple Drawer Access



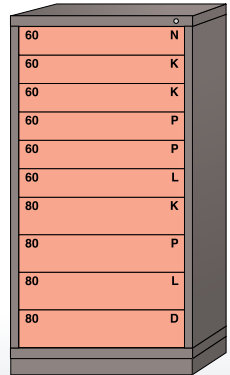
192 compartments in 11 drawers  
**No. 250-680-1006**  
Single Drawer Access  
**No. 251-680-1006**  
Multiple Drawer Access



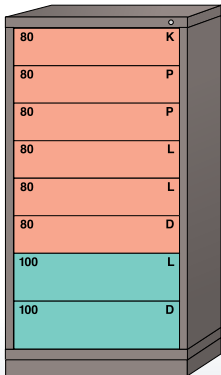
192 compartments in 11 drawers  
**No. 250-680-1019**  
Single Drawer Access  
**No. 251-680-1019**  
Multiple Drawer Access




150 compartments in 8 drawers  
**No. 250-680D**  
Single Drawer Access  
**No. 251-680D**  
Multiple Drawer Access



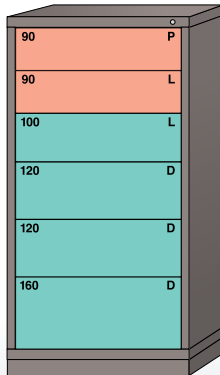
164 compartments in 10 drawers  
**No. 250-680-1009**  
Single Drawer Access  
**No. 251-680-1009**  
Multiple Drawer Access




104 compartments in 8 drawers  
**No. 250-680-1014**  
Single Drawer Access  
**No. 251-680-1014**  
Multiple Drawer Access



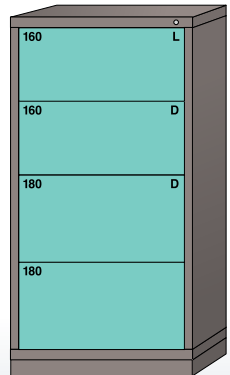
80 compartments in 7 drawers  
**No. 250-680-1015**  
Single Drawer Access  
**No. 251-680-1015**  
Multiple Drawer Access



64 compartments in 6 drawers  
**No. 250-680-1016**  
Single Drawer Access  
**No. 251-680-1016**  
Multiple Drawer Access



37 compartments in 5 drawers  
**No. 250-680-1017**  
Single Drawer Access  
**No. 251-680-1017**  
Multiple Drawer Access



29 compartments in 4 drawers  
**No. 250-680-1018**  
Single Drawer Access  
**No. 251-680-1018**  
Multiple Drawer Access