


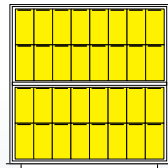
COLOR INFORMATION
choose from the following

To specify color(s) for Lyon Modular Drawer Cabinets TWO PREFIX LETTERS must be added to the catalog number. The first letter identifies the CABINET COLOR, while the second letter identifies the DRAWER COLOR. Example: BP 250-680C designates a Wedgewood Blue (B) cabinet with Putty (P) drawers.


-  **Dove Gray**
Add prefix **D** to Cat. No.
-  **Putty**
Add prefix **P** to Cat. No.
-  **Wedgewood Blue**
Add prefix **B** to Cat. No.
-  **Cardinal Red**
Add prefix **H** to Cat. No.
-  **Forest Green**
Add prefix **J** to Cat. No.
-  **Black**
Add prefix **K** to Cat. No.



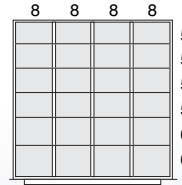
10 drawers, 180 compartments
No. 250-680C-3
 Single Drawer Access
No. 251-680C-3
 Multiple Drawer Access



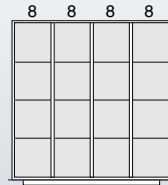
(BB) 32 Plastic Bins
 3" w x 6" d x 2" h and partition



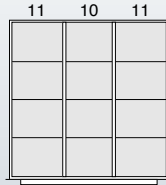
(J) 32 compartments
 2 3/4" w x 5 1/2" d



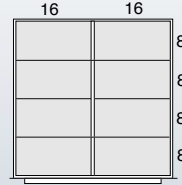
(E) 24 compartments
 5 7/8" w x 3 1/2" d &
 5 7/8" w x 4 1/4" d



(P) 16 compartments
 5 7/8" w x 5 7/8" d



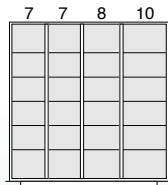
(L) 12 compartments
 8 1/4" w x 5 7/8" d &
 7 1/2" w x 5 7/8" d




(D) 8 compartments
 12 1/4" w x 5 7/8" d



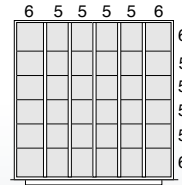
11 drawers, 269 compartments
No. 250-680F-3
 Single Drawer Access
No. 251-680F-3
 Multiple Drawer Access



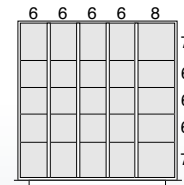
(F) 24 compartments
 5 7/8" w x 3 1/2" d to
 7 1/2" w x 4 1/4" d




(J) 32 compartments
 2 3/4" w x 5 7/8" d



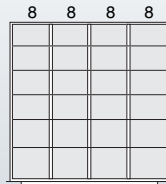
(H) 36 compartments
 3 1/2" w x 3 1/2" d to
 4 1/4" w x 4 1/4" d



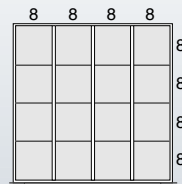
(G) 25 compartments
 4 1/4" w x 4 1/4" d to
 5 7/8" w x 5 7/8" d



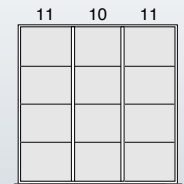
(TT) 48 compartments
 2 3/4" w x 3 1/2" d to
 2 3/4" w x 4 1/4" d



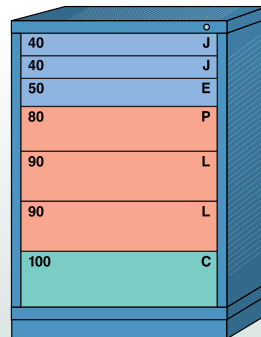
(E) 24 compartments
 5 7/8" w x 3 1/2" d &
 5 7/8" w x 4 1/4" d



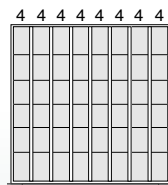
(P) 16 compartments
 5 7/8" w x 5 7/8" d



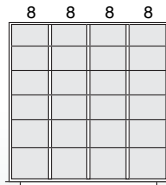
(L) 12 compartments
 8 1/4" w x 5 7/8" d &
 7 1/2" w x 5 7/8" d



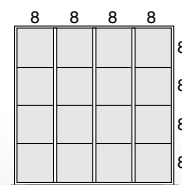
7 drawers, 137 compartments
No. 250-490D-3
 Single Drawer Access
No. 251-490D-3
 Multiple Drawer Access



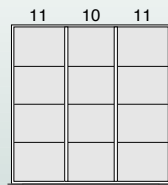
(J) 32 compartments
 2 3/4" w x 5 7/8" d



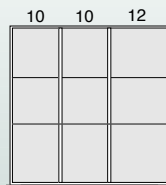
(E) 24 compartments
 5 7/8" w x 3 1/2" d &
 5 7/8" w x 4 1/4" d



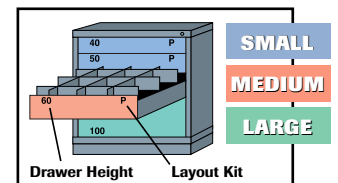
(P) 16 compartments
 5 7/8" w x 5 7/8" d



(L) 12 compartments
 8 1/4" w x 5 7/8" d &
 7 1/2" w x 5 7/8" d



(C) 9 compartments
 7 1/2" w x 7 1/2" d to
 9 1/8" w x 8 1/4" d



DRAWER NUMBER	USABLE HEIGHT
#40	2 1/4"
#50	3"
#60	3 7/8"
#70	4 3/8"
#80	5 1/4"
#90	6 1/4"
#100	7"
#110	7 3/4"
#120	8 1/2"
#130	9 1/4"
#140	10 1/8"
#150	10 3/4"
#160	11 1/4"
#170	12 1/2"
#180	13 1/4"